

UNIVERSITI
KEBANGSAAN
MALAYSIA

*The National University
of Malaysia*

COURSE

GGGV2043 METHODS IN TESL

SESSION 2021/2022

TITLE

LESSON PLAN

LECTURER

DR. HANITA HANIM ISMAIL

PAIR MEMBERS

HUMAIRAA BINTI MUZAFFAR (A182788)

NURUL MASHITAH BINTI MISNON (A182746)

FORM 2 ENGLISH LANGUAGE DAILY LESSON PLAN 2022

SUBJECT	WEEK	DAY & DATE	CLASS	NUM.OF PUPILS	TIME & DURATION	LESSON
English Language	6	Monday 21st June 2022	2 Angkasa	35	12.00 p.m.–12.30 p.m. (30 minutes)	36
THEME:	People and Culture		TOPIC:	Unit 8 - Good Luck, Bad Luck		
FOCUS SKILL: L/S/R/W/LA/Li A	Listening		LANGUAGE/ GRAMMAR FOCUS:	Vocabulary related to superstition. (Touch, carry, break, drop, scratch, walk, cross)		
CONTENT STANDARD:	Main Skill: 1. Listening 1.1 Understand meaning in a variety of familiar contexts.					
	Complementary Skill: 2. Speaking 2.1 Communicate information, ideas, opinions and feelings intelligibly on familiar topics					
LEARNING STANDARD:	Main Skill: <u>1. Listening</u> 1.1.3 Understand independently specific information and details in extended texts on a wide range of familiar topics.					
	Complementary Skill: <u>2. Speaking</u> 2.1.1 Explain simple content on familiar topics from what they read and hear.					
LEARNING OBJECTIVES:	By the end of the lesson, pupils should be able to: 1. pronounce at least five out of seven vocabularies correctly individually. 2. answer at least five out of seven questions by listening to the audio of “Good (and Bad) Luck with British Superstition” in pairs.					
SUCCESS CRITERIA:	What I’m Looking For (WILF):					
	ADVANCED 1. Pronounce at least seven out of seven vocabularies correctly. 2. Answer at least seven out of seven questions in the worksheet correctly.	INTERMEDIATE 1. Pronounce at least six out of seven vocabularies correctly. 2. Answer at least six out of seven questions in the worksheet correctly.	WEAK 1. Pronounce at least five out of seven vocabularies correctly. 2. Answer at least five out of seven questions in the worksheet correctly.			
CROSS CURRICULAR ELEMENTS:	Moral Values- Moderation		DIFFERENTIATION STRATEGIES:	Strategy 4: Differentiate by the outcome expected from pupils.		

TEACHING & LEARNING ACTIVITIES

PRE-LESSON: (7 minutes)

1. Teacher greets the pupils.
2. Teacher dresses up as a witch (with a witch hat and magic wand).
3. Teacher asks pupils to guess what is in the magic box.
 - Question: "Can you guess what is in this magic box?"
4. Teacher asks pupils to repeat the spell after her for them to know what is in the magic box.
 - Spell: "Okay, if you want to know what is in this magic box, you need to repeat the spell after me, "Alohomora!"
5. Teacher takes out the items from the magic box one by one to the pupils.
6. Teacher asks pupils to guess whether the items (e.g. broken mirror, numbers) are good luck or bad luck.
 - Question: "Can you guess whether this item brings good luck or bad luck??"
7. Teacher asks pupils to find the topic in the textbook based on the items.
 - Question: "Now, open up your textbook and I want you to find the topic that is related to these items. You have 10 seconds to find it. Your time starts now! "
8. Teacher tells the pupils that they are going to learn about the topic 'Unit 8: Good Luck, Bad Luck' on page 87 of the textbook.
9. Teacher states the learning objectives of the lesson to the pupils.

LESSON DEVELOPMENT : (20 minutes)

1. Teacher asks pupils to give their opinion on why people believe in superstitions.
 - Question: "Why do you think people still believe in superstition?"
2. Pupils are called randomly to give their opinions.
3. Teacher explains the vocabulary (e.g. touch, carry, break, etc.) using 'Google Slide' and asks the pupils to repeat the vocabulary after her individually.
4. Teacher calls out pupils randomly to pronounce the vocabulary that they have learned.
5. Teacher shows the worksheet 'Good (and Bad) Luck with British Superstition' on the screen to the pupils.
6. Pupils are assigned into pairs and the teacher asks them to click the link (Google Form) to the questions.
7. Pupils listen to the teacher's instructions on the activity.
 - "First, you need to click on the link given. Then, listen carefully to the audio. Complete the worksheet based on the audio. The audio will be played twice."
 - (link to the worksheet: https://docs.google.com/forms/d/e/1FAIpQLSeCq-tRkYevb5sDdAXGTs7Bi_QDB2Z1JoyQrL0UdviUuW1oYg/viewform?usp=send_form)
8. Pupils listen to the audio of 'Good (and Bad) Luck with British Superstitions' twice.
 - (link to the audio: <https://youtu.be/aqb68DRuJVU>)
9. Pupils are given 10 minutes to complete the worksheet based on the audio.
10. Pupils listen to the audio again to check their answers in pairs.
11. Pupils are picked randomly through draw lots to share their answers.
12. Pupils check their answers together with the teacher.
13. Teacher gives rewards to the pupils.

POST-LESSON: (3 minutes)

1. Pupils are picked randomly to state the moral values they have learned on that day.
2. Teacher sums up the lesson.

FORM 2 ENGLISH LANGUAGE DAILY LESSON PLAN 2022

HOTS	Application	/	Evaluation		TEACHING & LEARNING STRATEGIES:	Pupil-centeredness Cooperative learning
	Analysis		Creation			Method: Audio-lingual Method Direct Method
TEACHING MATERIALS:	Pulse 2 textbook, slides of vocabulary, audio " Good (and Bad) Luck with British Superstition " (Pulse 2 Textbook page 87), magic box (containing a broken mirror and numbers), the Google Form worksheet of "Good (and Bad) Luck with British Superstition" and the popsicle sticks with pupil's name on it.				LEARNING ASSESSMENT:	Listening assessment.
MORAL VALUE	Do not fully believe in superstition, as it is not always true.					

WORKSHEET

Good (and bad) luck with British superstitions!

Instructions: Listen to the audio carefully and fill in the blanks with the correct answers.

- 1) Before an exam or other important event, _____ your fingers for good luck.
 - a. cross
 - b. break

- 2) Don't _____ your nose or you'll have an argument with someone!
 - a. scratch
 - b. break

- 3) To make sure something you say with confidence won't bring you bad luck, _____ something made of wood as you say it.
 - a. touch
 - b. drop

- 4) Don't _____ your shoes on the table or you'll have bad luck for the rest of the day!
 - a. put
 - b. meet

- 5) Try to _____ a black cat because it's lucky. But be careful - it's unlucky if it walks in front of you.
 - a. touch
 - b. meet

- 6) Never _____ under a ladder, or somebody will have an accident.
 - a. walk
 - b. cross

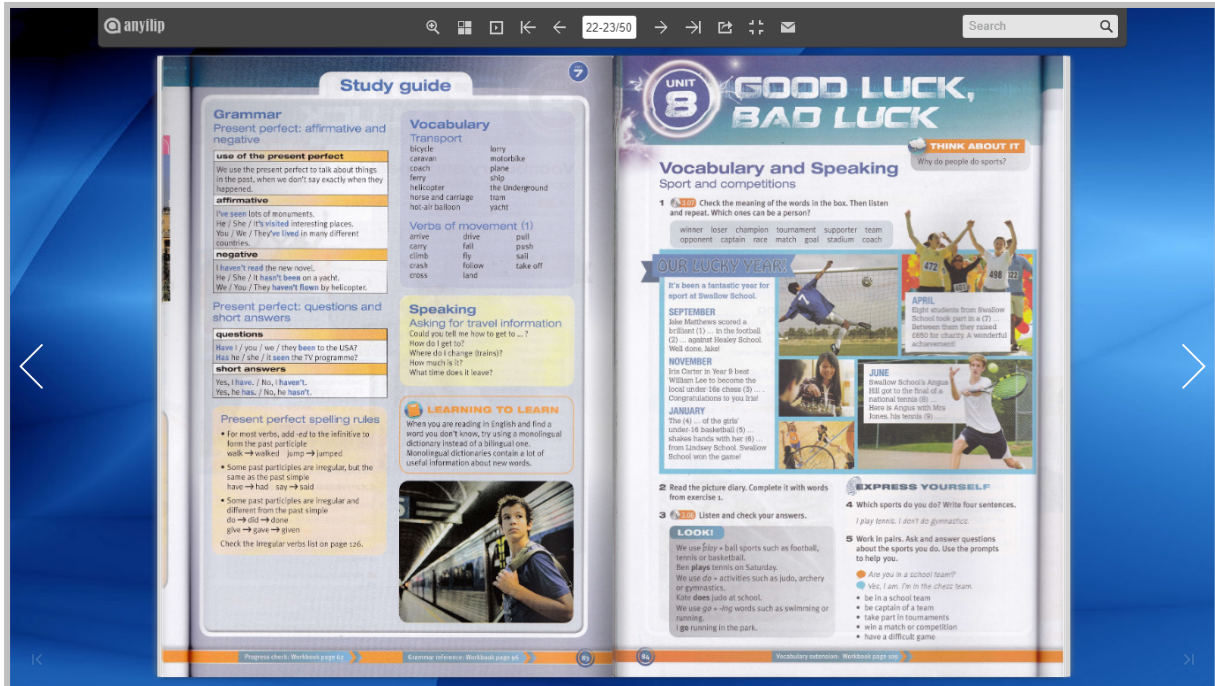
- 7) _____ a four-leaf clover and you'll have love, money, health, and fame!
 - a. spill
 - b. pick

FORM 2 ENGLISH LANGUAGE DAILY LESSON PLAN 2022

INDEX

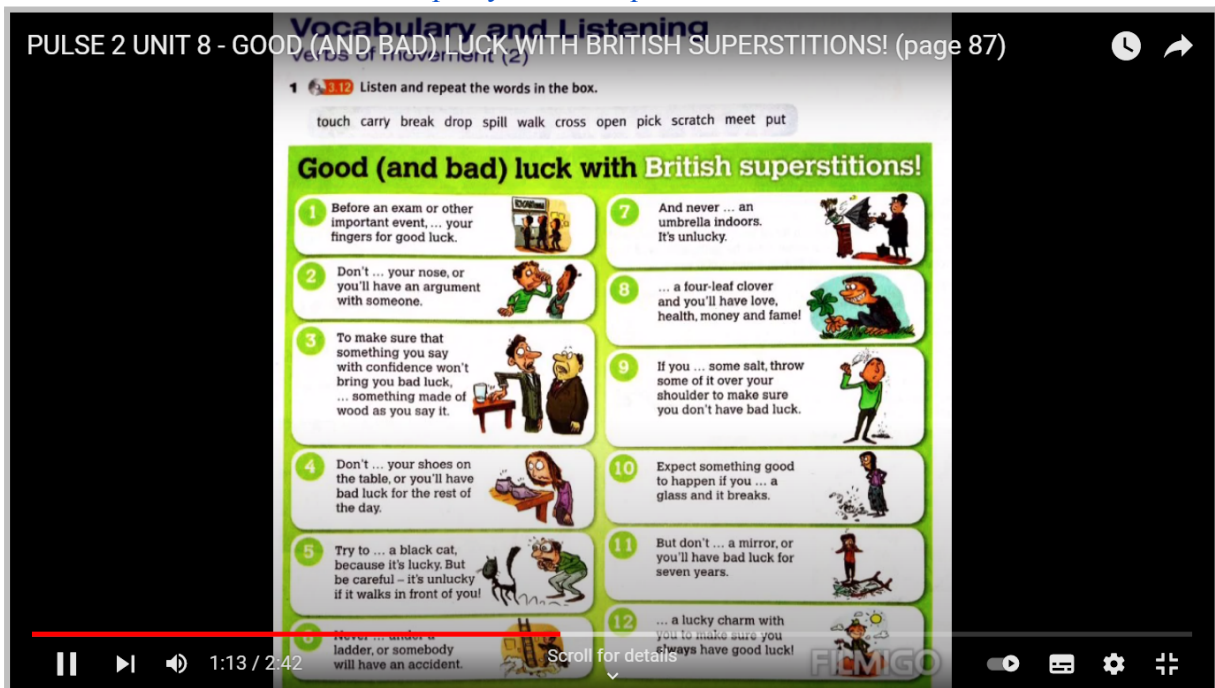
Textbook

<https://online.anyflip.com/kqlhr/zium/mobile/index.html>



Audio

<https://youtu.be/aqb68DRuJVU>



FORM 2 ENGLISH LANGUAGE DAILY LESSON PLAN 2022

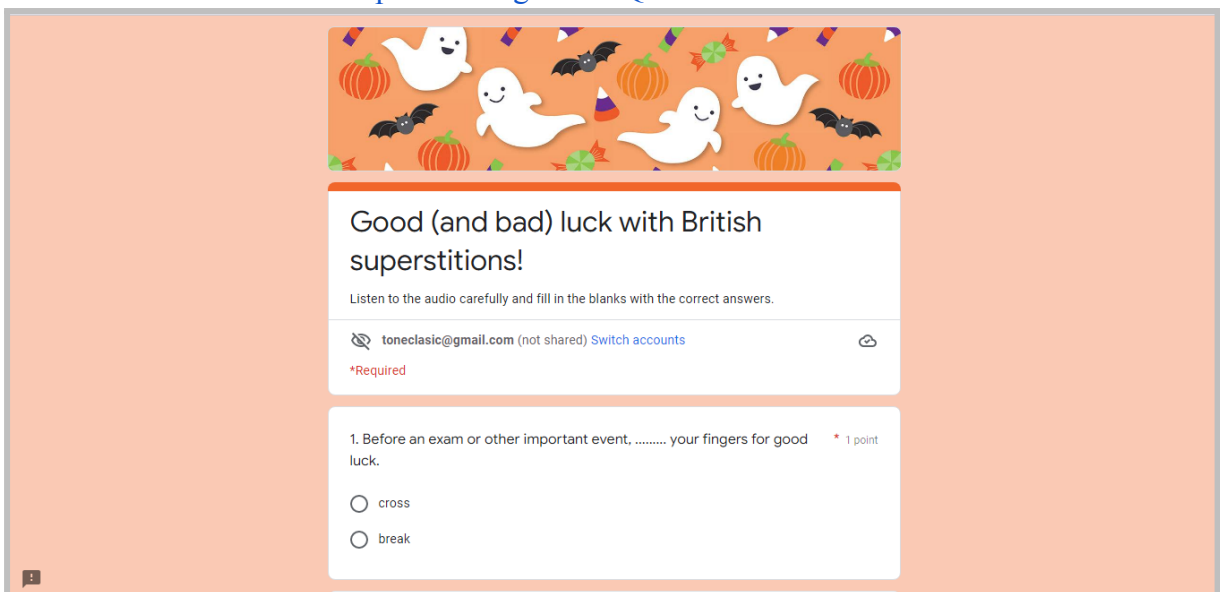
Google Slides

https://docs.google.com/presentation/d/1Iojjs_PrOvpI4p-t70-pOwkQjPUojY7L4CWw4DJkeBI/edit?usp=sharing



Google Form

<https://forms.gle/AmsQh6vTXT96wrth6>



Reward Book

<https://jamboard.google.com/d/1vqOmRvHpPO3EJg7ZKra9tBJRjkmFmydFeLsnZxbT1KE/edit?usp=sharing>

